


LINEA 311 | RACCORDI TRADIZIONALI



DATI TECNICI

Applicazioni

Circuiti pneumatici, oleodinamici e idraulici

Pressione di lavoro

60 bar

Depressione

-

Range di temperatura

-10 ÷ 70°C

La linea dei raccordi tradizionali comprende una vasta gamma di prodotti per rispondere alle più svariate esigenze applicative.

GUIDA ALLE REFERENZE

311 01 - -

Serie

311 Raccordi tradizionali

Tipo

Consultare le tabelle alle pagine che seguono

Filetto

18 = 1/8

14 = 1/4

38 = 3/8

12 = 1/2

M5 = M5

Ø Tubo

06 = tubo 6 mm

07 = tubo 7 mm

08 = tubo 8 mm

09 = tubo 9 mm

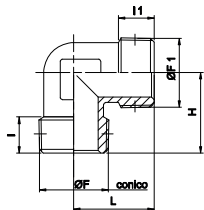
10 = tubo 10 mm

12 = tubo 12 mm

LINEA 311 | RACCORDI TRADIZIONALI

311.01

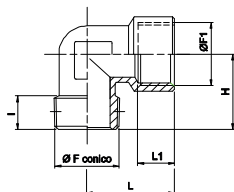
Curva M/M conica



CODICE	F	F1	I	I1	H	L	CH	Q.tà Conf.
311.01.18	1/8	1/8	8	8	18,5	18,5	10	20
311.01.14	1/4	1/4	11	11	23,5	23,5	13	10
311.01.14.18	1/4	1/8	11	8	21,5	19	10	20
311.01.38	3/8	3/8	11,5	11,5	26	26	17	10
311.01.12	1/2	1/2	14	14	31	31	21	5

311.02

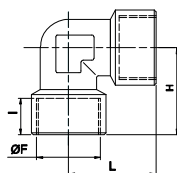
Curva M/F conica



CODICE	F	F1	I	I1	H	L	CH	Q.tà Conf.
311.02.18	1/8	1/8	8	8	18,5	21	10	20
311.02.14	1/4	1/4	11	11	23,5	25,5	13	10
311.02.14.18	1/4	1/8	11	8	21,5	21	10	20
311.02.38	3/8	3/8	11,5	11,5	26	28	17	5
312.01.12	1/2	1/2	14	14	31	33,5	21	5

311.03

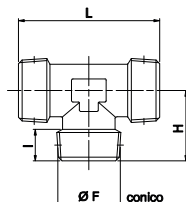
Curva F/F conica



CODICE	F	I	H	L	CH	Q.tà Conf.
311.03.18	1/8	8	21	21	10	20
311.03.14	1/4	11	25,5	25,5	13	10
311.03.38	3/8	11,5	28	28	17	5

311.04

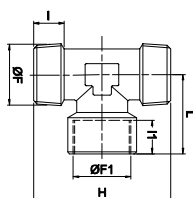
T M/M/M conico



CODICE	F	I	H	L	CH	Q.tà Conf.
311.04.18	1/8	8	18,5	37	10	10
311.04.14	1/4	11	23,5	47	13	5
311.04.38	3/8	11,5	26	52	17	5
311.04.12	1/2	14	31	62	21	5

311.05

T M/F/M conico

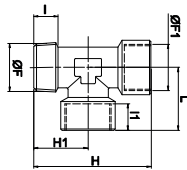


CODICE	F	F1	I	I1	H	L	CH	Q.tà Conf.
311.05.18	1/8	1/8	8	8	37	21	10	10
311.05.14	1/4	1/4	11	11	47	25,5	13	5
311.05.38	3/8	3/8	11,5	11,5	52	28	17	5
311.04.12	1/2	14	31	62	21	5	21	5

LINEA 311 | RACCORDI TRADIZIONALI

311.06

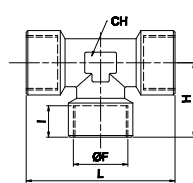
T M/F/F conico



CODICE	F	F1	I	I1	H	H1	L	CH	Q.tà Conf.
311.06.18	1/8	1/8	8	8	39,5	18,5	21	10	10
311.06.14	1/4	1/4	11	11	49	23,5	25,5	13	5
311.06.38	3/8	3/8	11,5	11,5	54	26	28	17	5
311.06.12	1/2	1/2	14	14	64,5	31	33,5	21	5

311.07

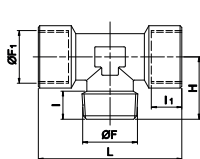
T F/F/F conico



CODICE	F	I	H	L	CH	Q.tà Conf.
311.07.18	1/8	8	21	42	10	10
311.07.14	1/4	11	25,5	51	13	5
311.07.38	3/8	11,5	28	56	17	5
311.07.12	1/2	14	33,5	67	21	5

311.08

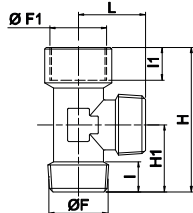
T F/M/F conico



CODICE	F	F1	I	I1	H	L	CH	Q.tà Conf.
311.08.18	1/8	1/8	8	8	18,5	42	10	10
311.08.14	1/4	1/4	11	11	23,5	51	13	5
311.08.38	3/8	3/8	11,5	11,5	26	56	17	5
311.08.12	1/2	1/2	14	14	31	67	21	5

311.09

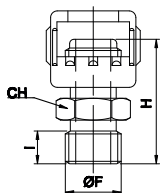
T F/M/M conico



CODICE	F	F1	I	I1	H	H1	L	CH	Q.tà Conf.
311.09.18	1/8	1/8	8	8	39,5	18,5	18,5	10	10
311.09.14	1/4	1/4	11	11	49	23,5	23,5	13	5
311.09.38	3/8	3/8	11,5	11,5	54	26	26	17	5
311.09.12	1/2	1/2	14	14	64,5	31	31	21	5

311.36

Raccordo dado fresato



CODICE	F	I	H	CH	Q.tà Conf.
311.36.14	1/4	10	28,5	15	10

TRATTAMENTO ARIA

VALVOLE

CILINDRI

RACCORDI

LINEA 311 | RACCORDI TRADIZIONALI

TRATTAMENTO ARIA

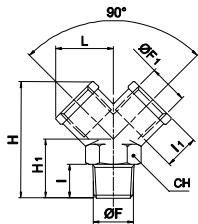
VALVOLE

CILINDRI

RACCORDI

311.10

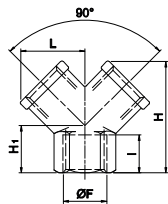
Y F/M/F



CODICE	F	F1	I	I1	H1	L	H	CH	Q.tà Conf.
311.10.18	1/8	1/8	8	8	16	14,5	32	13	10
311.10.14	1/4	1/4	11	11	20	18	38	17	10
311.10.38	3/8	3/8	11,5	11,5	22	20,5	42,5	20	5
311.10.12	1/2	1/2	14	14	27	26,5	53	25	5

311.11

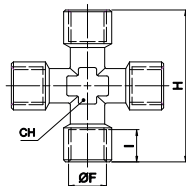
Y F/F/F



CODICE	F	I	H1	L	H1	CH	Q.tà Conf.
311.11.18	1/8	8	12	14,5	26,5	13	10
311.11.14	1/4	11	14	18	32	17	10
311.11.38	3/8	11,5	16	20,5	37	20	5
311.11.12	1/2	14	19	26,5	45	25	5

311.13

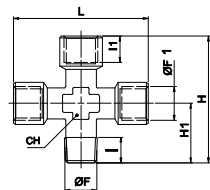
Croce femmina



CODICE	F	I	H	CH	Q.tà Conf.
311.13.18	1/8	8	42	10	10
311.13.14	1/4	11	51	13	5
311.13.38	3/8	11,5	56	17	5
311.13.12	1/2	14	67	21	2

311.12

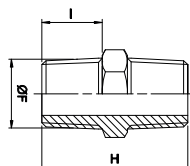
Croce M/F/F/F



CODICE	F	F1	I	I1	H	H1	L	CH	Q.tà Conf.
311.12.18	1/8	1/8	8	8	39,5	18,5	42	10	10
311.12.14	1/4	1/4	11	11	49	23,5	51	13	5
311.12.38	3/8	3/8	11,5	11,5	54	26	56	17	5
311.12.12	1/2	1/2	14	14	64,5	31	67	21	2

311.14

Nipplo M/M conico

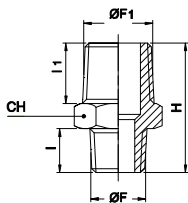


CODICE	F	I	H	CH	Q.tà Conf.
311.14.18	1/8	8	20,5	12	20
311.14.14	1/4	11	27	14	20
311.14.38	3/8	11,5	28	17	10
311.14.12	1/2	14	33,5	22	5
311.14.34	3/4	16,5	39,5	27	5
311.14.01	1"	19	45,5	34	5

LINEA 311 | RACCORDI TRADIZIONALI

311.16

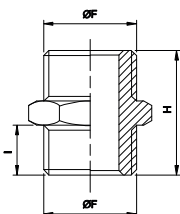
Nippolo M/M conico ridotto



CODICE	F	F1	I	I1	H	CH	Q.tà Conf.
311.16.18.14	1/8	1/4	8	11	24	14	20
311.16.14.38	1/4	3/8	11	11,5	27,5	17	10
311.16.14.12	1/4	1/2	11	14	30,5	22	10
311.16.38.12	3/8	1/2	11,5	14	31	22	10
311.16.12.34	1/2	3/4	14	16,5	37	27	5
311.16.34.01	3/4	1"	16,5	19	42,5	34	5

311.15

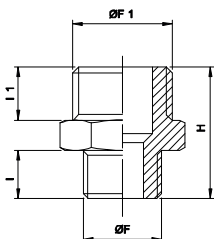
Nippolo M/M cilindrico



CODICE	F	I	H	CH	Q.tà Conf.
311.15.M5	M5	4	11,5	8	20
311.15.18	1/8	6	16,5	14	20
311.15.14	1/4	8	21	17	20
311.15.38	3/8	9	23	19	10
311.15.12	1/2	10	25,5	24	10

311.17

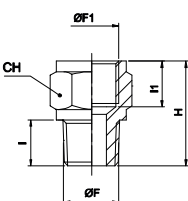
Nippolo M/M cilindrico ridotto



CODICE	F	F1	I	I1	H	CH	Q.tà Conf.
311.17.M5.18	M5	1/8	4	6	14,5	14	20
311.17.18.14	1/8	1/4	6	8	19	17	20
311.17.18.38	1/8	3/8	6	9	20	19	20
311.17.14.38	1/4	3/8	8	9	22	19	10
311.17.14.12	1/4	1/2	8	10	23,5	24	10
311.17.38.12	3/8	1/2	9	10	24,5	24	10
311.17.12.34	1/2	3/4	10	11	27,5	30	5
311.17.34.01	3/4	1"	12	11	32	36	5

311.18

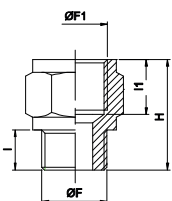
Nippolo M/F conico



CODICE	F	F1	I	I1	H	CH	Q.tà Conf.
311.18.18.18	1/8	1/8	8	8	18	14	20
311.18.18.14	1/8	1/4	8	11	21,5	17	20
311.18.14.14	1/4	1/4	11	11	24,5	17	10
311.18.14.38	1/4	3/8	11	11,5	25,5	22	10
311.18.14.12	1/4	1/2	11	14	29	24	5
311.18.38.38	3/8	3/8	11,5	11,5	26	22	10
311.18.38.12	3/8	1/2	11,5	14	29,5	24	5
311.18.12.12	1/2	1/2	14	14	32	26	5

311.19

Nippolo M/F cilindrico



CODICE	F	F1	I	I1	H	CH	Q.tà Conf.
311.19.18.18	1/8	1/8	6	8	16	14	20
311.19.18.14	1/8	1/4	6	11	19,5	17	20
311.19.14.14	1/4	1/4	8	11	21,5	17	20
311.19.14.38	1/4	3/8	8	11,5	22,5	22	20
311.19.14.12	1/4	1/2	8	14	26	24	10
311.19.38.38	3/8	3/8	9	11,5	23,5	22	10
311.19.38.12	3/8	1/2	9	14	27	24	10
311.19.12.12	1/2	1/2	10	14	28	26	5

TRATTAMENTO ARIA

VALVOLE

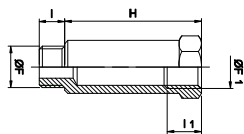
CILINDRI

RACCORDI

LINEA 311 | RACCORDI TRADIZIONALI

311.20

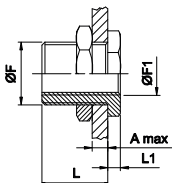
Colonneta M/F



CODICE	F	F1	I	I1	H	L	CH	Q.tà Conf.
311.20.18.18	1/8	1/8	6	8	16	22	14	20
311.20.18.18.1	1/8	1/8	6	8	45	51	14	10
311.20.18.180	1/8	1/8	6	8	36	42	14	10
311.20.14.14	1/4	1/4	8	11	27	35	17	10
311.20.14.141	1/4	1/4	8	11	43	51	17	5

311.21

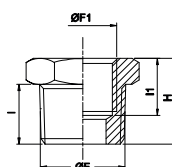
Passaparete M/F



CODICE	F	F1	Amax	L	L1	CH	CH1	Q.tà Conf.
311.21.M5	M10X1	M5	7	10,5	3,5	14	14	10
311.21.18	M16X1,5	1/8	10	14	4	19	22	10
311.21.14	M20X1,5	1/4	16	21	4	24	27	5
311.21.38	M26X1,5	3/8	15	21	5	30	32	5
311.21.12	M28X1,5	1/2	21	27	6	32	36	5

311.22

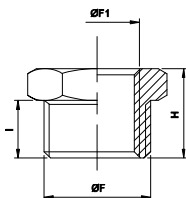
Riduzione M/F conica



CODICE	F	F1	I	I1	H	CH	Q.tà Conf.
311.22.14.18	1/4	1/8	11	8	16	14	20
311.22.38.18	3/8	1/8	11,5	8	16,5	17	20
311.22.38.14	3/8	1/4	11,5	11	16,5	17	20
311.22.12.18	1/2	1/8	14	8	19,5	22	10
311.22.12.14	1/2	1/4	14	11	19,5	22	10
311.22.12.38	1/2	3/8	14	11,5	19,5	22	10
311.22.34.12	3/4	1/2	16,5	14	23	27	5

311.23

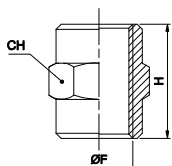
Riduzione M/F cilindrica



CODICE	F	F1	I	H	CH	Q.tà Conf.
311.23.18.M5	1/8	M5	6	10,5	14	20
311.23.14.18	1/4	1/8	8	13	17	20
311.23.38.18	3/8	1/8	9	14	19	20
311.23.38.14	3/8	1/4	9	14	19	20
311.23.12.18	1/2	1/8	10	15,5	24	10
311.23.12.14	1/2	1/4	10	15,5	24	10
311.23.12.38	1/2	3/8	10	15,5	24	10
311.23.34.12	3/4	1/2	11	17,5	30	5

311.24

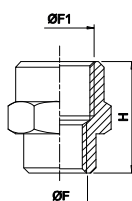
Manicotto F/F



CODICE	F	H	CH	Q.tà Conf.
311.24.M5	M5	11	8	20
311.24.18	1/8	15	14	20
311.24.14	1/4	22	17	20
311.24.38	3/8	23	22	10
311.24.12	1/2	28	26	10
311.24.34	3/4	32	32	5

311.25

Manicotto F/F ridotto

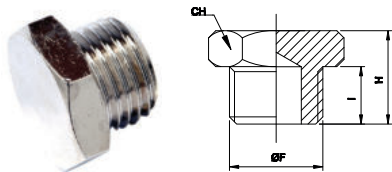


CODICE	F	F1	H	CH	Q.tà Conf.
311.25.M5.18	M5	1/8	13,5	14	10
311.25.18.14	1/8	1/4	19	17	10
311.25.18.38	1/8	3/8	20	22	10
311.25.14.38	1/4	3/8	22,5	22	10
311.25.14.12	1/4	1/2	26	24	10
311.25.38.12	3/8	1/2	26	24	10

LINEA 311 | RACCORDI TRADIZIONALI

311.26

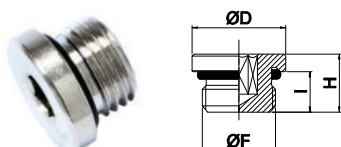
Tappo M esagonale



CODICE	F	I	H	CH	Q.tà Conf.
311.26.18	1/8	6	10	14	20
311.26.14	1/4	8	12,5	17	20
311.26.38	3/8	9	13,5	19	20
311.26.12	1/2	10	15,5	24	10

311.28

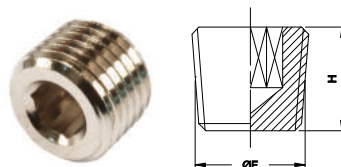
Tappo M cilindrico c/oring



CODICE	F	I	H	D	CH	Q.tà Conf.
311.28.18	1/8	6,5	9,5	14	5	20
311.28.14	1/4	8	11,5	17	6	20
311.28.38	3/8	9	12,5	20	8	20
311.28.12	1/2	10	14	26	10	10

311.29


Grano conico in ottone



CODICE	F	H	CH	Q.tà Conf.
311.29.18	1/8	7,5	5	20
311.29.14	1/4	10	6	20
311.29.38	3/8	11	8	20
311.29.12	1/2	13	10	10

311.30


Tappo femmina



CODICE	F	I	H	CH	Q.tà Conf.
311.30.18	1/8	8	11,5	14	20
311.30.14	1/4	11	15	17	20
311.30.38	3/8	11,5	15,5	20	10
311.30.12	1/2	14	20	24	10

311.31

Portagomma maschio conico



CODICE	D	F	I	H	H 1	CH	Q.tà Conf.
311.31.06.18	6	1/8	8	31,5	19	12	20
311.31.06.14	6	1/4	11	35	19	14	20
311.31.07.18	7	1/8	8	31,5	19	12	20
311.31.07.14	7	1/4	11	35	19	14	20
311.31.08.18	8	1/8	8	31,5	19	12	20
311.31.08.14	8	1/4	11	35	19	14	20
311.31.09.18	9	1/8	8	31,5	19	12	20
311.31.09.14	9	1/4	11	35	19	14	20
311.31.09.38	9	3/8	11,5	35,5	19	17	20
311.31.09.12	9	1/2	14	38,5	19	22	10
311.31.10.14	10	1/4	11	36	20	14	20
311.31.10.38	10	3/8	11,5	36,5	20	17	20
311.31.10.12	10	1/2	14	39,5	20	22	20
311.31.12.38	12	3/8	11,5	36,5	20	17	10
311.31.12.12	12	1/2	14	39,5	20	22	10

TRATTAMENTO ARIA

VALVOLE

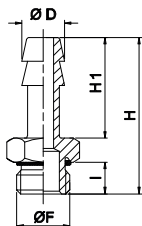
CILINDRI

RACCORDI

LINEA 311 | RACCORDI TRADIZIONALI

311.32

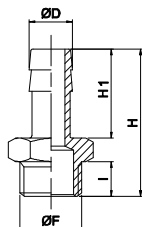
Portagomma maschio cilindrico c/oring



CODICE	D	F	I	H	H 1	CH	Q.tà Conf.
311.32.06.18	6	1/8	6,5	30	19	14	20
311.32.06.14	6	1/4	8	32	19	17	20
311.32.07.18	7	1/8	6,5	30	19	14	20
311.32.07.14	7	1/4	8	32	19	17	20
311.32.08.18	8	1/8	6,5	30	19	14	20
311.32.08.14	8	1/4	8	32	19	17	20
311.32.09.18	9	1/8	6,5	30	19	14	20
311.32.09.14	9	1/4	8	32	19	17	20
311.32.09.38	9	3/8	9	33	19	20	20
311.32.12.14	12	1/4	8	33	20	17	10
311.32.12.38	12	3/8	9	34	20	20	10
311.32.12.12	12	1/2	10	35,5	20	24	10

311.33

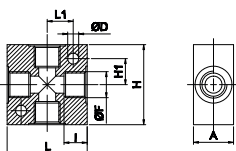
Portagomma cilindrico



CODICE	D	F	I	H	H 1	CH	Q.tà Conf.
311.33.06.18	6	1/8	6	29,5	19	12	20
311.33.06.14	6	1/4	8	32	19	14	20
311.33.07.18	7	1/8	6	29,5	19	12	20
311.33.07.14	7	1/4	8	32	19	14	20
311.33.08.18	8	1/8	6	29,5	19	12	20
311.33.08.14	8	1/4	8	32	19	14	20
311.33.08.38	8	3/8	9	33	19	19	20
311.33.09.14	9	1/4	8	32	19	14	20
311.33.09.38	9	3/8	9	33	19	19	20
311.33.10.14	10	1/4	8	33	20	14	20
311.33.10.38	10	3/8	9	34	20	19	20
311.33.12.14	12	1/4	8	33	20	14	20
311.33.12.38	12	3/8	9	34	20	19	10
311.33.12.12	12	1/2	10	35,5	20	22	10

311.34

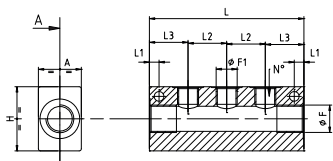
Partitore a 4 vie



CODICE	F	I	H	H 1	L	L 1	D	A	Q.tà Conf.
311.34.18	1/8	8	25	8,5	25	8,5	4,5	16	10
311.34.14	1/4	11	40	13	40	13	5,5	20	5
311.34.38	3/8	11,5	50	17	50	17	5,5	25	2
311.34.12	1/2	14	50	17	50	17	5,5	30	2

311.35

Partitore multiplo uscite 1 lato




CODICE	F	F 1	A	H	L 1	L 2	L 3	L	N°	Q.tà Conf.
311.35.14.02	1/4	1/8	20	30	4,5	18	18	54	2	2
311.35.14.03	1/4	1/8	20	30	4,5	18	18	72	3	2
311.35.14.04	1/4	1/8	20	30	4,5	18	18	90	4	2
311.35.14.05	1/4	1/8	20	30	4,5	18	18	108	5	2
311.35.38.02	3/8	1/4	25	40	8,5	24	22	68	2	2
311.35.38.03	3/8	1/4	25	40	8,5	24	22	92	3	2
311.35.38.04	3/8	1/4	25	40	8,5	24	22	116	4	2
311.35.38.05	3/8	1/4	25	40	8,5	24	22	140	5	2

LINEA 311 | RACCORDI TRADIZIONALI

311.36


Partitore multiplo uscite 2 lati



CODICE	F	F1	A	H	L1	L2	L3	L	N°	Q.tà Conf.
311.36.14.02	1/4	1/8	20	30	4,5	18	18	54	2+2	2
311.36.14.03	1/4	1/8	20	30	4,5	18	18	72	3+3	2
311.36.14.04	1/4	1/8	20	30	4,5	18	18	90	4+4	2
311.36.14.05	1/4	1/8	20	30	4,5	18	18	108	5+5	2
311.36.38.02	3/8	1/4	25	40	8,5	24	22	68	2+2	2
311.36.38.03	3/8	1/4	25	40	8,5	24	22	92	3+3	2
311.36.38.04	3/8	1/4	25	40	8,5	24	22	116	4+4	2
311.36.38.05	3/8	1/4	25	40	8,5	24	22	140	5+5	2

311.38.01

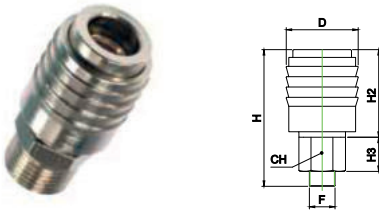
Innesto rapido maschio serie "Italia"



CODICE	F	I	H	H1	H2	D1	D2	CH
311.38.01.14	1/4	8	37	14	5	7,5	12	14
311.38.01.38	3/8	8	37	14	5	7,5	12	17

311.38.02


Rubinetto rapido a sfera serie "Italia"



CODICE	F	H	H1	H2	D	CH
311.38.02.14	1/4	51	25	13	22,7	15
311.38.02.38	3/8	45	25	5	22,7	17
311.38.02.12	1/2	47	25	7	22,7	21

311.38.03

Rubinetto rapido a sfera spirale serie "Italia"



CODICE	F	H	H1	H2	D	CH	CH1
311.38.03.08	8x6	138	a25	23,5	22,7	15	13
311.38.03.10	10x8	138	25	23,5	22,7	15	15
311.38.03.12	12x10	140	25	23,5	22,7	15	17

TRATTAMENTO ARIA

VALVOLE

CILINDRI

RACCORDI